


AGS S-523

Airside™ Guidance Sign

Compliances:
Transport Canada TP312



Applications

Airside™ signs Model AGS S-523 are designed for use on airport taxiways to mark taxi routes and intersections. Colors may be black on yellow, yellow on black, or white on red depending on the application.

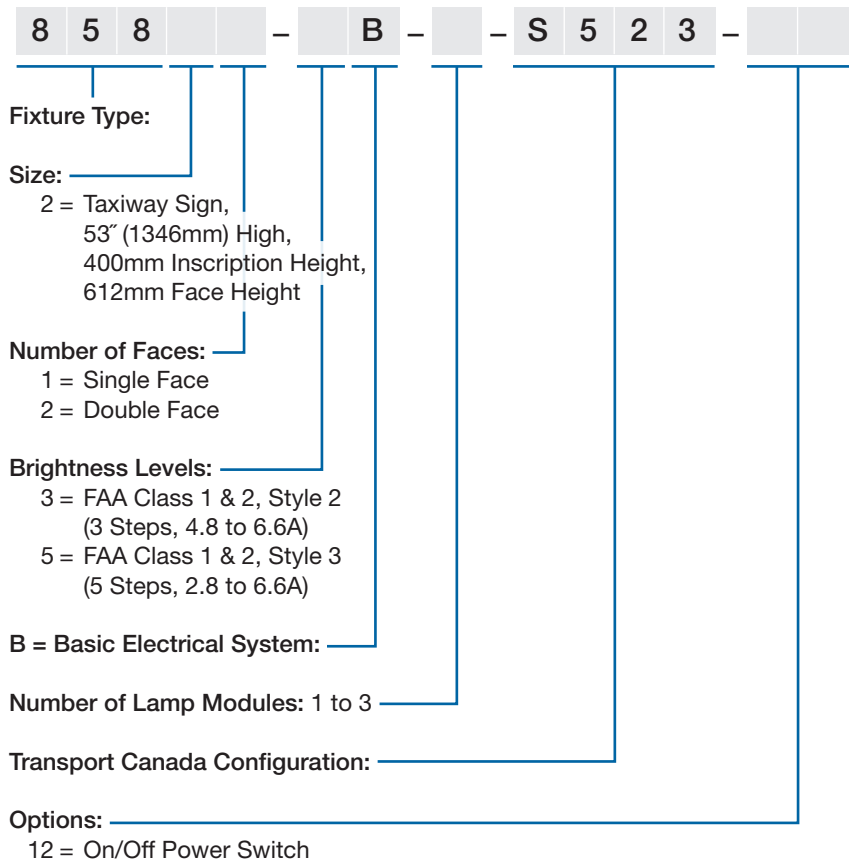
Features

- CSA Certification of Attestation
- Relamp without removing sign cover
- Modular design with uniform leg spacing
- One lamp per module
- Only one internal transformer per sign
- Slip-in sign faces without sealants
- Frangible couplings may be pre-installed on pad and sign lowered onto them for easy installation
- High strength aluminum extrusion housing
- Lamp by-pass
- 400mm legend
- Lamp view port
- 600mm legs
- 62W lamp
- Retroreflective

Ordering Information

How to Order: To determine the number of modules to fit your message, contact Crouse-Hinds. For estimating purposes, use two characters per module. Do not count a 1 as a character except when the message contains an M or W. Maximum of three (3) modules per sign to comply with the TP312 specification.

Order isolation transformer, transformer housing, coverplate and gasket or baseplate, and connector kit separately. The colors of the sign faces and the legends must be specified for each sign. Multiple messages and colors may appear on a sign face.



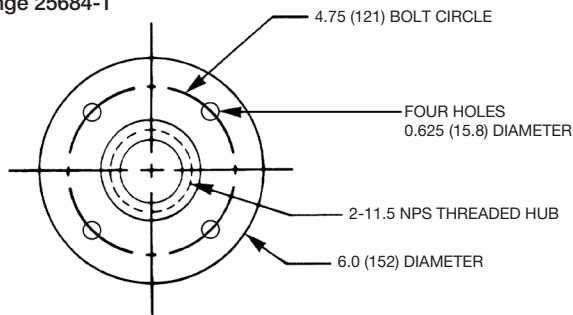
Technical Data

Airside™ Guidance Signs (AGS) Measured Load (VA) & Power Factor (PF)

Lamp Modules	Isolation Transformer	CCR	VA
1	100W	5-Step	232
	100W	3-Step	260
2	200W	5-Step	573
	200W	3-Step	625
3	300W	5-Step	455
	300W	3-Step	393

Dimensional Information

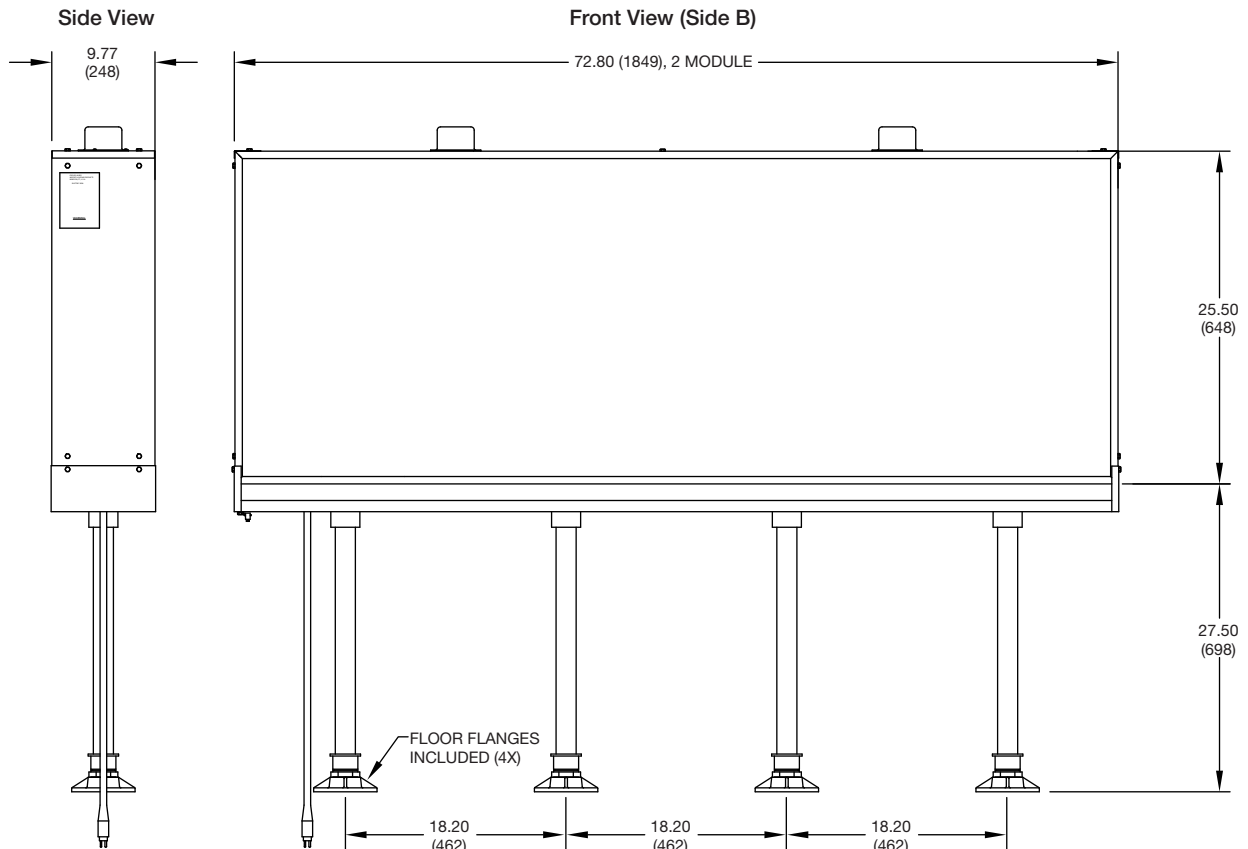
Floor Flange 25684-1



Dimensions:	inches (mm)	
Instruction Manual:	9423 & S523	Size 2

Sign Power Leg Orientation

When facing side A, the power entry is on the right. Orders should always specify the message orientation.



Accessories

Description	Part Number	Shipping Weight Lbs.	Shipping Weight Kg.	Shipping Volume Cu.Ft.	Shipping Volume Cu.M.
Consolidating Harness	26811-27				
Gasket for Coverplate	10530287				
Isolation Transformer 45 watts, 6.6/6.6A	33001	5.2	2.4	0.3	0.009
Isolation Transformer 100 watts, 6.6/6.6A	33004	12.0	5.4	0.4	0.011
Isolation Transformer 200 watts, 6.6/6.6A	33006	16.0	7.3	0.4	0.011
Primary L-823 Connector Kit	823KP-D4-D4				
Secondary Cable Assembly, 2 meters	CAS1M-PR-B-2				

Renewal Parts

Description	Part Number	Description	Part Number
Blank Panel	60668*	Lamp Cover Cap	60638
Circuit Board: 3 Step, 5 Step**	61153-1	Lamp Cover Cap Gasket	60639
Floor Flange	25684-1	Lamp Socket	61107
Frangible Coupling	60683-2C	Lead Assembly	CAS1M-P-B-1.0
Internal Transformer	61143	Light Tube Assembly	60685-2
Lamp 62 watts, 6.6A	20590	Sign Face, Retroreflective	60667*

* Dash number required for size and number of modules (contact factory). Add description of color and legend.

** Only compatible with 61143 internal transformer